


EVoline® R-Dock



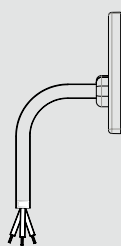
Supply EVOnline® R-Dock

Examples of supply modules
for circuit 1 and 2
(IT circuit red)

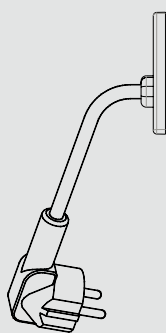
Through the end cap LEFT
and/or end cap RIGHT,
and out through the bottom
of the profile.



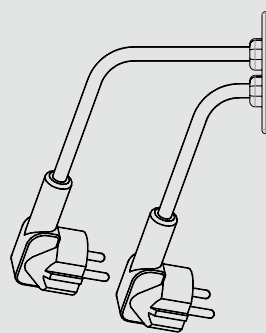
Connection
in through the
bottom of the
profile.



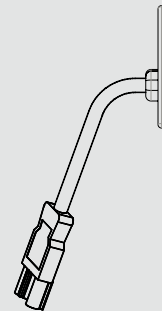
End cap to
individually
use with cable
and end splices.



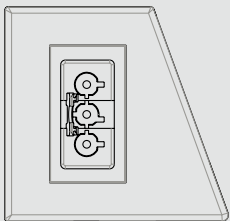
End cap with cable
and plug.
Variants available.



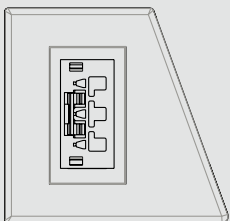
End cap with two
cables
and plugs.
Variants available.



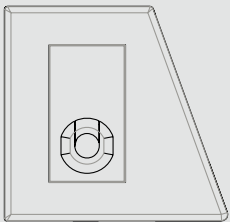
End cap with cable
and connectors.



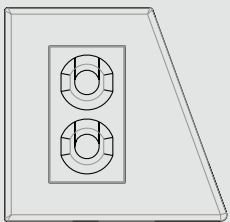
End cap with GST 18/3
plug power input



End cap with
Wago WINSTA-plug
power input



End cap with one cable



End cap with two cables

Mounting options:



Mounting set
for table mounting



Mounting set
for cabinet mounting



Mounting foot




Mounting clamp

EVoline® R-Dock Individual

Just choose the modules and
the configuration!
With the modular design
of EVoline® Dock you have the
opportunity to customise your
model the way you wish.

How to order
124-125

Surface variations



Silver



Socket
modules

Page 200 - 219



Data
modules

Page 222 - 239



Multimedia
modules

Page 240 - 255



Pushbutton
and switch
modules

Page 256 - 261



Protection
modules

Page 261 - 265

1

**Selection
EVOLine® Dock
profile**
Page 129



**Empty profile EVOLine® R-Dock
SILVER**

Order number:
9332 0620 0000

2

**Selection
EVOLine®
modules**
Page 201 - 271




**2 x Socket
VDE**

Order number:
9330 0090 0000



USB module

Order number:
9330 1040 0000



**Data module
CAT 6**

Order number:
9330 7860 0000

3

**Selection
EVOLine®
supply cable**
Page 220 - 221



Supply cable

Order number:
9330 2020 0000

Please commu-
nicate your cable
preference.
Please specify

All cable lengths are
measured from the
connection point and
mounting position of the
modules in the profile.

**Please note for
module selection:**

**the profile number determines
the permissible combination of
modules and profiles.**

EVOLine® Profile type No.

EVOLine® Dock / R-Dock 1

EVOLine® U-Dock / Frame

Dock	2
EVOLine® Port	3
EVOLine® Port Lounge	4
EVOLine® Vertical	5
EVOLine® SubDesk	6
EVOLine® Caddy	7
EVOLine® FlipTop	8
EVOLine® V-Dock	9

4

Your
EVoline® Dock
Individual

5

Selection
EVoline®
Accessories
Page 130 - 131




2 x
Mounting
clamps

Order number:
1599 0902 0500



EVoline®
Cable-
Management
to protect
your cable
distribution



Page 272- 279

Ordering information:

After receiving your order
a product drawing will be sent
to you, that you release with
your signature, thus avoiding
wrong orders.

Our general conditions of sale
apply for all orders.
www.schulte.com

Subject to technical changes.

The goods are not marked
with EAN-codes.
If required, please order
separately.

Article	Picture	Specification	Type
EVoline® R-Dock SMALL Aluminium housing three sockets, 0°, 16 A, with contact protection Germany, Austria * supply cable 3,0 m Cable routing: for electricity through the left end cap Mounting material can be ordered separately.		Silver anodised	1598 0000 1700
EVoline® R-Dock DATA SMALL Aluminium housing three sockets, 0°, 16 A, with contact protection Germany, Austria * supply cable 3,0 m two modular couplings for patch cable Wired RJ 45 to RJ 45, 1:1, CAT6 shielded Cable routing: for electricity through the left end cap Mounting material can be ordered separately.		Silver anodised	1598 0000 1800
EVoline® R-Dock MEDIUM Aluminium housing three sockets, 0°, 16 A, with contact protection Germany, Austria * supply cable 3,0 m two modular couplings for patch cable Wired RJ45 to RJ45, 1:1, CAT6 shielded Cable routing: for electricity bottom left of the profile Mounting material can be ordered separately.		Silver anodised	1598 0000 1900
EVoline® R-Dock DATA MEDIUM Aluminium housing four sockets, 0°, 16 A, with contact protection Germany, Austria * supply cable 3,0 m two modular couplings for patch cable Wired RJ45 to RJ45, 1:1, CAT6 shielded Cable routing: for electricity bottom left of the profile Mounting material can be ordered separately.		Silver anodised	1598 0000 2000

2) Appropriate socket types for international requirements can be found on page 203

EVOLine® R-Dock Individual

Article	Picture	Specification	Type
<p>Just combine the modules in the basic profile of your choice!</p> <p>Thanks to the modular design of the EVOLine® R-Dock, you have the opportunity to customize individual models according to your wishes.</p> <p>For EVOLine® R-Docks in Chrome that have been plated, only one profile length, 350 mm is allowed (For example, six modules height = 50 mm). The total length of these EVOLine® R-Docks is limited to 350 mm.</p> <p>For more information about „How to order EVOLine®“</p> <p>See pages 124-125</p>			

Empty housing EVOLine® R-Dock
Aluminium housing
Mountings:
- Mounting Clamp
- Mounting Foot
- Mounting Set



Silver anodised **9331 0620 0000**

2) Appropriate socket types for international requirements can be found on page 203