

# EVoline® Port *Push*

NEU  
NOUVEAU  
NEW

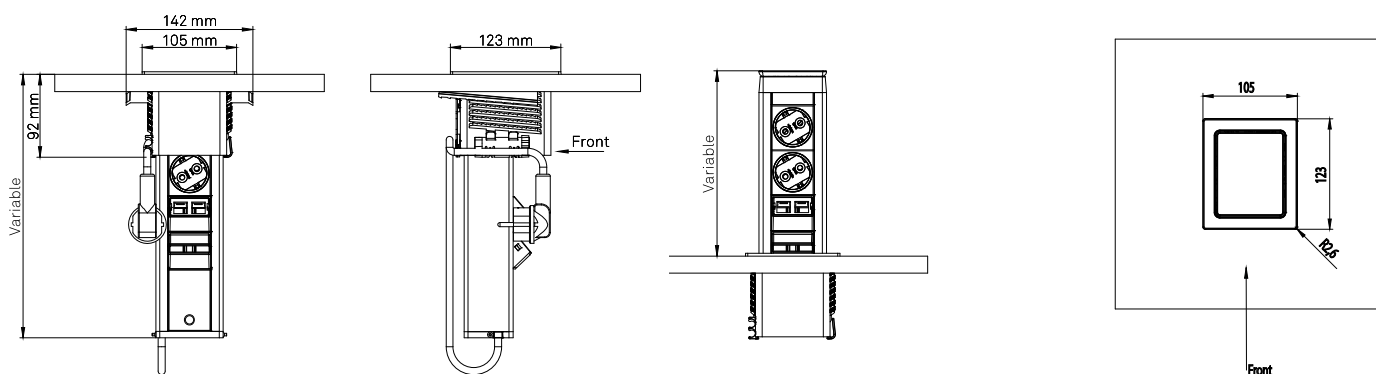


# EVOLine<sup>®</sup> Port *Push*

The EVOLine Port Push fits virtually flush with the work surface.

By using the Push-To-Open function, the housing is released and appears above the work surface, enabling an easy pull up to connect power and data cables. With a light press of a finger, it retracts with connected leads. Slide dampers ensure a soft closing. The patented rocking cover enables a space-saving cable routing through the desk.

The Port Push modules can be assembled to customer's needs. The interchangeable data and multimedia modules allow greater flexibility, enabling future proof technology with ever changing usage requirements.



Beispiele zur Stromversorgung des Docks:

Push-Function facilitates the opening

Individual surfaces



Brushed Stainless Steel



Glass, black



Glass, white

International  
power socket modules





USB-Charger:  
Charges all common  
devices with  
USB connection


Bespoke assembly with  
interchangeable modules  
to meet your requirements




A selection of interchangeable modules  
can be found on page 122.



Description	Picture	Specifications	Order Number
<p><b>EVOLine Port <i>Push</i></b></p> <p>Aluminium housing, silver anodised. For surface thickness up to 50 mm. 2 × sockets, VDE-compliant, 60°, 16 A, contact-protected. Fixed supply cable 3.0 m with angled plug.</p>		Cover and collar in black plastic with brushed stainless steel inlay	1593 1100 0300
<p><b>EVOLine Port <i>Push</i></b></p> <p>Aluminium housing, silver anodised. For surface thickness up to 50 mm. 3 × sockets, VDE-compliant, 60°, 16 A, contact-protected. Fixed supply cable 3.0 m with angled plug.</p>		Cover and collar in black plastic with brushed stainless steel inlay	1593 1100 0400

Description	Picture	Specifications	Order Number
<b>EVoline Port <i>Push</i> Cuisine</b>  Aluminium housing, silver anodised. For surface thickness up to 50 mm. 3 × sockets, VDE-compliant, 60°, 16 A, contact-protected. Fixed supply cable 2.5 m with wire end ferrules, plug supplied unattached.		Cover and collar in black plastic with brushed stainless steel inlay	1593 1100 0100
<b>EVoline Port <i>Push</i> Cuisine Charger</b>  Aluminium housing, silver anodised. For surface thickness up to 50 mm. 1 × USB-Charger Type A* 3 × sockets, VDE-compliant, 60°, 16 A, contact-protected. Fixed supply cable 2.5 m with wire end ferrules, plug supplied unattached.		Cover and collar in black plastic with brushed stainless steel inlay	1593 1100 0200
<b>EVoline Port <i>Push</i> DATA</b>  Aluminium housing, silver anodised. For surface thickness up to 50 mm. 3 × sockets, VDE-compliant, 60°, 16 A, contact-protected. 2 × modular couplings RJ45 to RJ45 CAT 6 shielded, 1:1 interconnected. Fixed supply cable 3.0 m with angled plug.		Cover and collar in black plastic with brushed stainless steel inlay	1593 1100 0500

# EVoline® Port *Push*

Description	Picture	Specifications	Order Number
<b>EVoline Port <i>Push</i> CHARGER</b>  Aluminium housing, silver anodised. For surface thickness up to 50 mm. 2 × USB- Charger Typ A* 2 × sockets, VDE-compliant, 60°, 16 A, contact-protected. Fixed supply cable 3.0 m with angled plug.		Cover and collar in black plastic with brushed stainless steel inlay	1593 1100 0600

## EVoline® Port *Push* Individual

### Empty Housing EVoline Port *Push*

Aluminium housing, silver anodised.  
For surface thickness up to 50 mm.



Cover and collar in black plastic with brushed stainless steel inlay	9332 0040 0000
Cover and collar in black plastic with frosted white glass inlay	9332 1020 0000
Cover and collar in black plastic with glossy black glass inlay.	9332 1030 0000

### Surface options



Brushed Stainless Steel



Glass, glossy black



Glass, frosted white